

CIRCUIT-BREAKER SZ S00, FOR STARTER COMBINATION,  
 RATED CURRENT 0.2A, N-RELEASE 2.6A, SPRING-L.  
 CONNECTION, STANDARD SW. CAPACITY



product brandname	SIRIUS
Product designation	Circuit breaker
Design of the product	For starter combinations
Product type designation	3RV2

General technical data	
Size of the circuit-breaker	S00
Size of contactor can be combined company-specific	S00, S0
Product extension	
• Auxiliary switch	Yes
Power loss [W] total typical	5 W
Insulation voltage with degree of pollution 3 rated value	690 V
Surge voltage resistance rated value	6 kV
maximum permissible voltage for safe isolation	
• in networks with grounded star point between main and auxiliary circuit	400 V
• in networks with grounded star point between main and auxiliary circuit	400 V
Protection class IP	

<ul style="list-style-type: none"> <li>• on the front</li> <li>• of the terminal</li> </ul>	IP20 IP20
<b>Mechanical service life (switching cycles)</b>	
<ul style="list-style-type: none"> <li>• of the main contacts typical</li> <li>• of auxiliary contacts typical</li> </ul>	100 000 100 000
<b>Electrical endurance (switching cycles)</b>	
<ul style="list-style-type: none"> <li>• typical</li> </ul>	100 000
<b>Protection against electrical shock</b>	finger-safe
Equipment marking acc. to DIN EN 81346-2	Q

### Ambient conditions

<b>Ambient temperature</b>	
<ul style="list-style-type: none"> <li>• during operation</li> <li>• during storage</li> <li>• during transport</li> </ul>	-20 ... +60 °C -50 ... +80 °C -50 ... +80 °C

### Main circuit

<b>Number of poles for main current circuit</b>	3
<b>Operating voltage</b>	
<ul style="list-style-type: none"> <li>• rated value</li> <li>• at AC-3 rated value maximum</li> </ul>	690 V 690 V
<b>Operating frequency rated value</b>	50 ... 60 Hz
<b>Operating current rated value</b>	0.2 A
<b>Operating current</b>	
<ul style="list-style-type: none"> <li>• at AC-3 <ul style="list-style-type: none"> <li>— at 400 V rated value</li> </ul> </li> </ul>	0.2 A
<b>Operating power</b>	
<ul style="list-style-type: none"> <li>• at AC-3 <ul style="list-style-type: none"> <li>— at 230 V rated value</li> <li>— at 400 V rated value</li> <li>— at 500 V rated value</li> <li>— at 690 V rated value</li> </ul> </li> </ul>	30 W 60 W 60 W 90 W
<b>Operating frequency</b>	
<ul style="list-style-type: none"> <li>• at AC-3 maximum</li> </ul>	15 1/h

### Auxiliary circuit

<b>Number of NC contacts</b>	
<ul style="list-style-type: none"> <li>• for auxiliary contacts</li> </ul>	0
<b>Number of NO contacts</b>	
<ul style="list-style-type: none"> <li>• for auxiliary contacts</li> </ul>	0
<b>Number of CO contacts</b>	
<ul style="list-style-type: none"> <li>• for auxiliary contacts</li> </ul>	0

### Protective and monitoring functions

<b>Product function</b>	
• Ground fault detection	No
• Phase failure detection	No
<b>Operational short-circuit current breaking capacity (Ics) at AC</b>	
• at 240 V rated value	100 kA
• at 400 V rated value	100 kA
• at 500 V rated value	100 kA
• at 690 V rated value	100 kA
<b>Maximum short-circuit current breaking capacity (Icu)</b>	
• at AC at 240 V rated value	100 kA
• at AC at 400 V rated value	100 kA
• at AC at 500 V rated value	100 kA
• at AC at 690 V rated value	100 kA
<b>Breaking capacity short-circuit current (Icn)</b>	
• at 1 current path at DC at 150 V rated value	10 kA
• with 2 current paths in series at DC at 300 V rated value	10 kA
• with 3 current paths in series at DC at 450 V rated value	10 kA

#### UL/CSA ratings

<b>Full-load current (FLA) for three-phase AC motor</b>	
• at 480 V rated value	0.2 A
• at 600 V rated value	0.2 A

#### Short-circuit protection

<b>Product function Short circuit protection</b>	Yes
<b>Design of the short-circuit trip</b>	magnetic

#### Installation/ mounting/ dimensions

<b>Mounting position</b>	any
<b>Mounting type</b>	screw and snap-on mounting onto 35 mm standard mounting rail according to DIN EN 60715
<b>Height</b>	106 mm
<b>Width</b>	45 mm
<b>Depth</b>	96 mm
<b>Required spacing</b>	
• with side-by-side mounting	
— forwards	0 mm
— Backwards	0 mm
— upwards	50 mm
— downwards	50 mm
— at the side	0 mm

- for grounded parts
  - forwards 0 mm
  - Backwards 0 mm
  - upwards 50 mm
  - at the side 30 mm
  - downwards 50 mm
- for live parts
  - forwards 0 mm
  - Backwards 0 mm
  - upwards 50 mm
  - downwards 50 mm
  - at the side 30 mm

0 mm  
0 mm  
50 mm  
30 mm  
50 mm  
0 mm  
0 mm  
50 mm  
50 mm  
30 mm

## Connections/Terminals

<b>Product function</b>	
<ul style="list-style-type: none"> <li>• removable terminal for auxiliary and control circuit</li> </ul>	No
<b>Type of electrical connection</b>	
<ul style="list-style-type: none"> <li>• for main current circuit</li> </ul>	spring-loaded terminals
<b>Arrangement of electrical connectors for main current circuit</b>	Top and bottom
<b>Type of connectable conductor cross-sections</b>	
<ul style="list-style-type: none"> <li>• for main contacts           <ul style="list-style-type: none"> <li>— single or multi-stranded 2x (0,5 ... 4 mm<sup>2</sup>)</li> <li>— finely stranded with core end processing 2x (0.5 ... 2.5 mm<sup>2</sup>)</li> <li>— finely stranded without core end processing 2x (0.5 ... 2.5 mm<sup>2</sup>)</li> </ul> </li> <li>• at AWG conductors for main contacts 2x (20 ... 12)</li> </ul>	
<b>Design of screwdriver shaft</b>	Diameter 3 mm

## Safety related data

<b>B10 value</b>	
<ul style="list-style-type: none"> <li>• with high demand rate acc. to SN 31920 5 000</li> </ul>	
<b>Proportion of dangerous failures</b>	
<ul style="list-style-type: none"> <li>• with low demand rate acc. to SN 31920 50 %</li> <li>• with high demand rate acc. to SN 31920 50 %</li> </ul>	
<b>Failure rate [FIT]</b>	
<ul style="list-style-type: none"> <li>• with low demand rate acc. to SN 31920 50 FIT</li> </ul>	
<b>T1 value for proof test interval or service life acc. to IEC 61508</b>	10 y
<b>Display version</b>	
<ul style="list-style-type: none"> <li>• for switching status Handle</li> </ul>	

## Certificates/approvals

General Product Approval	Declaration of Conformity
--------------------------	---------------------------



CCC



CSA



UL

[KC](#)



EG-Konf.

Test Certificates	Shipping Approval
-------------------	-------------------

[Type Test Certificates/Test Report](#)

[Special Test Certificate](#)



ABS



BUREAU VERITAS



LRS



PRS

Shipping Approval	other
-------------------	-------



RINA



RMRS

[Environmental Confirmations](#)

[Confirmation](#)



VDE

[Miscellaneous](#)

Railway
---------

[Vibration and Shock](#)

Further information
---------------------

**Information- and Downloadcenter (Catalogs, Brochures,...)**

<http://www.siemens.com/industrial-controls/catalogs>

**Industry Mall (Online ordering system)**

<https://mall.industry.siemens.com/mall/en/en/Catalog/product?mlfb=3RV2311-0BC20>

**Cax online generator**

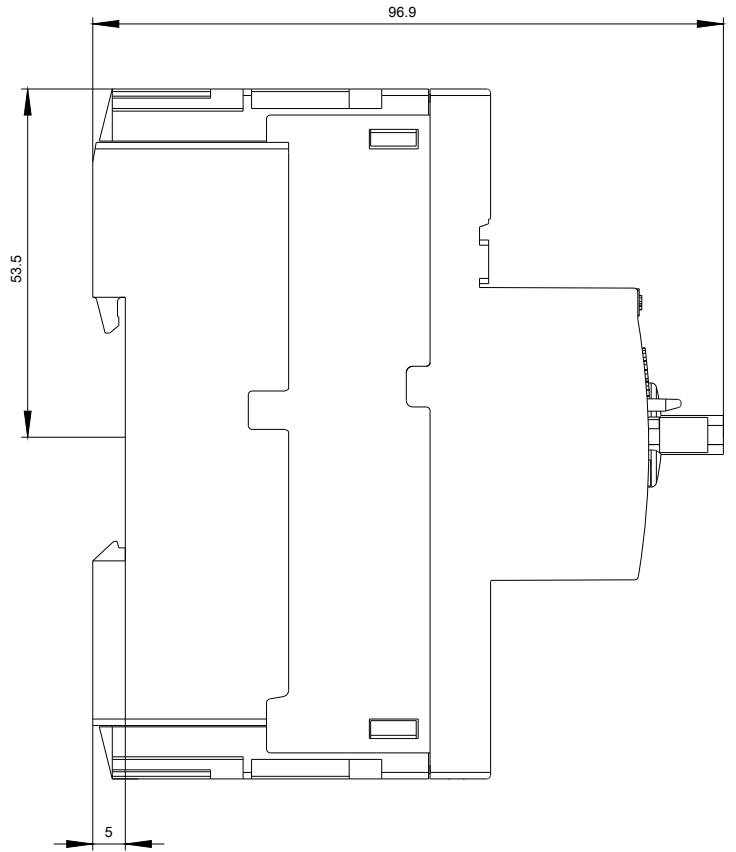
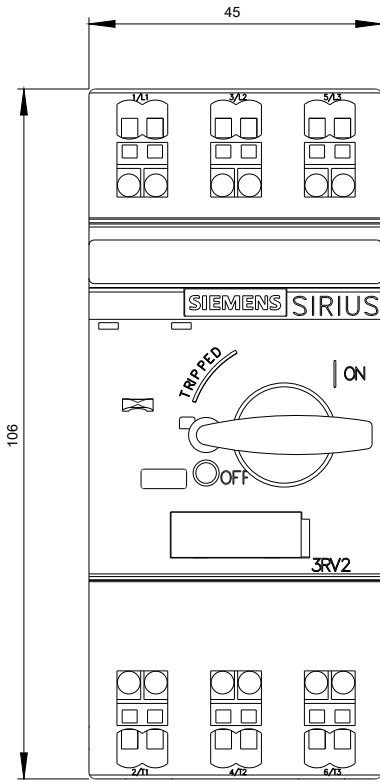
<http://support.automation.siemens.com/WW/CAXorder/default.aspx?lang=en&mlfb=3RV2311-0BC20>

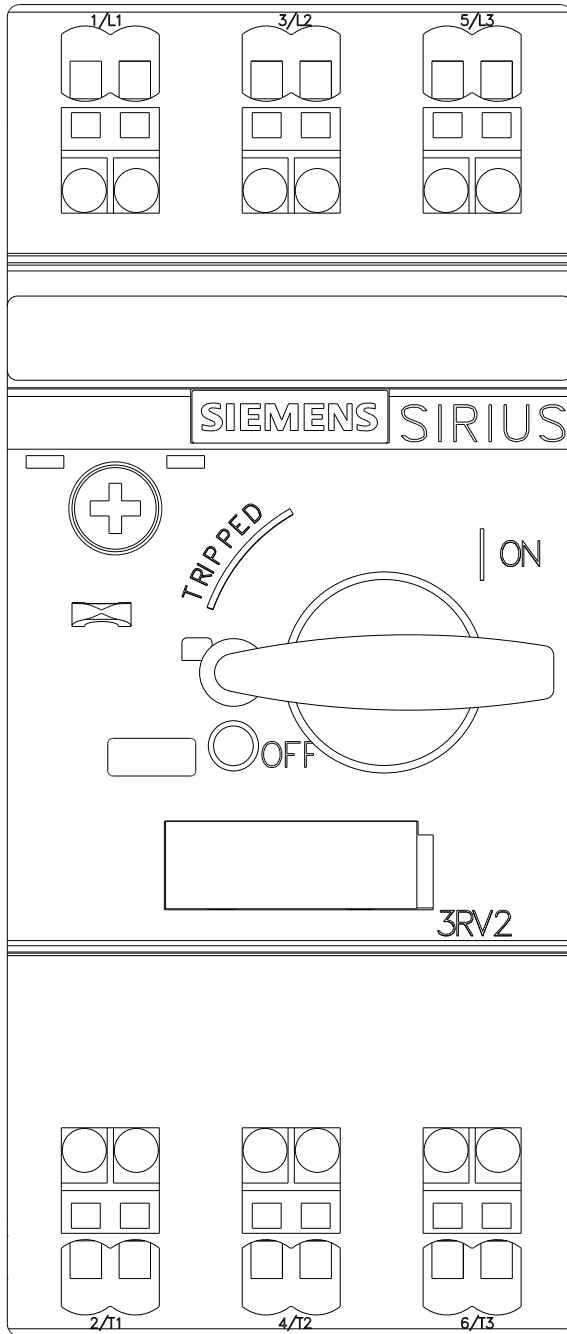
**Service&Support (Manuals, Certificates, Characteristics, FAQs,...)**

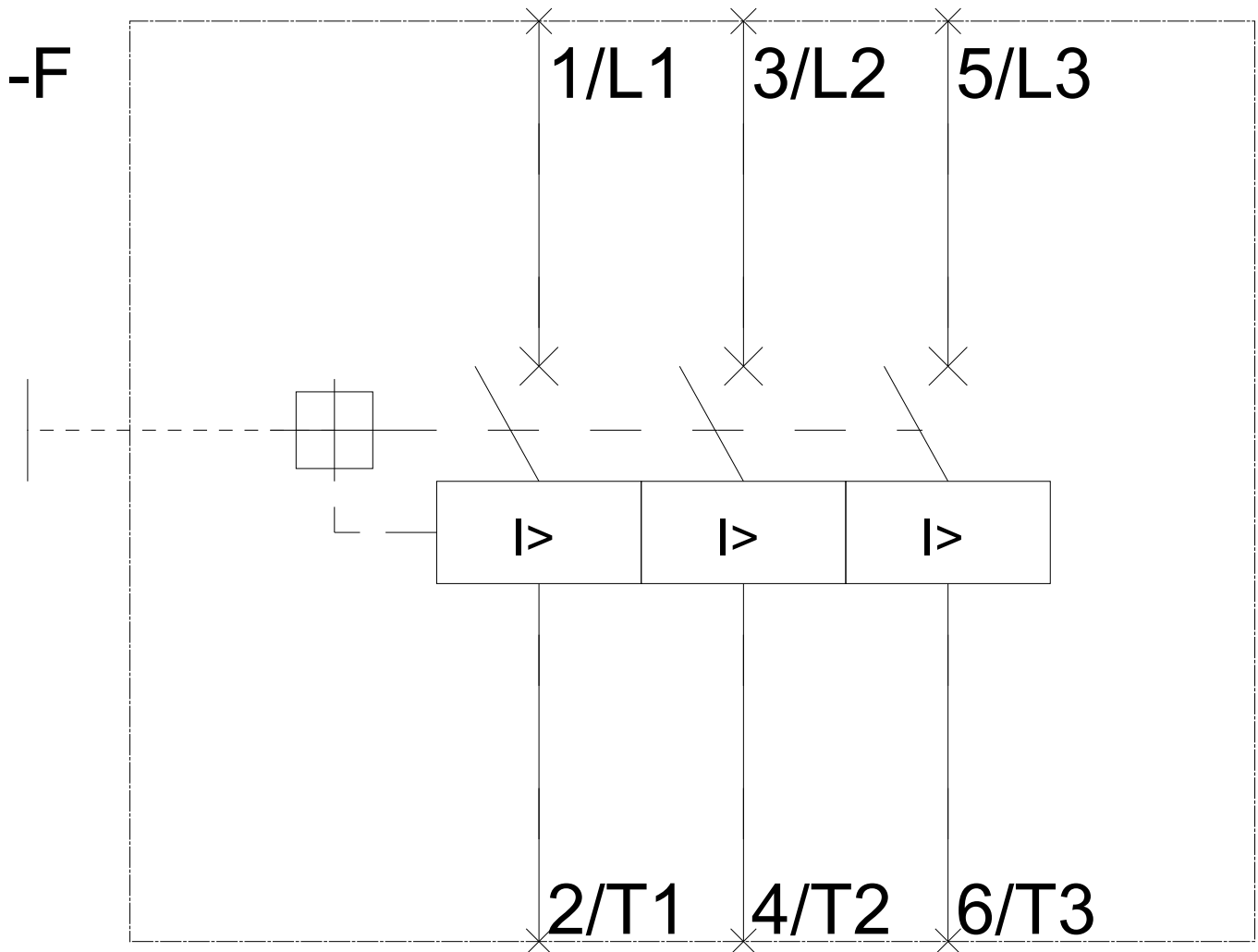
<https://support.industry.siemens.com/cs/ww/en/ps/3RV2311-0BC20>

**Image database (product images, 2D dimension drawings, 3D models, device circuit diagrams, EPLAN macros, ...)**

[http://www.automation.siemens.com/bilddb/cax\\_de.aspx?mlfb=3RV2311-0BC20&lang=en](http://www.automation.siemens.com/bilddb/cax_de.aspx?mlfb=3RV2311-0BC20&lang=en)







last modified:

07/01/2017